



www.paynearme.com

First, log into your wagering account and click on PayNearMe under funding options.

Account Funding

1 Step 1: Select Funding Method


2

Deposits	Withdrawals
Visa/MasterCard Online	PINpocket
Green Dot MoneyPak	Check by Mail
PINpocket ACH	Bank Wire
Credit Card By Phone	
Cashier Check	
Personal Check	
Money Order	
Bank Wire	
Dwolla	
PayNearMe w/Cash @ 7-Eleven	
In-Person Bank Deposit	

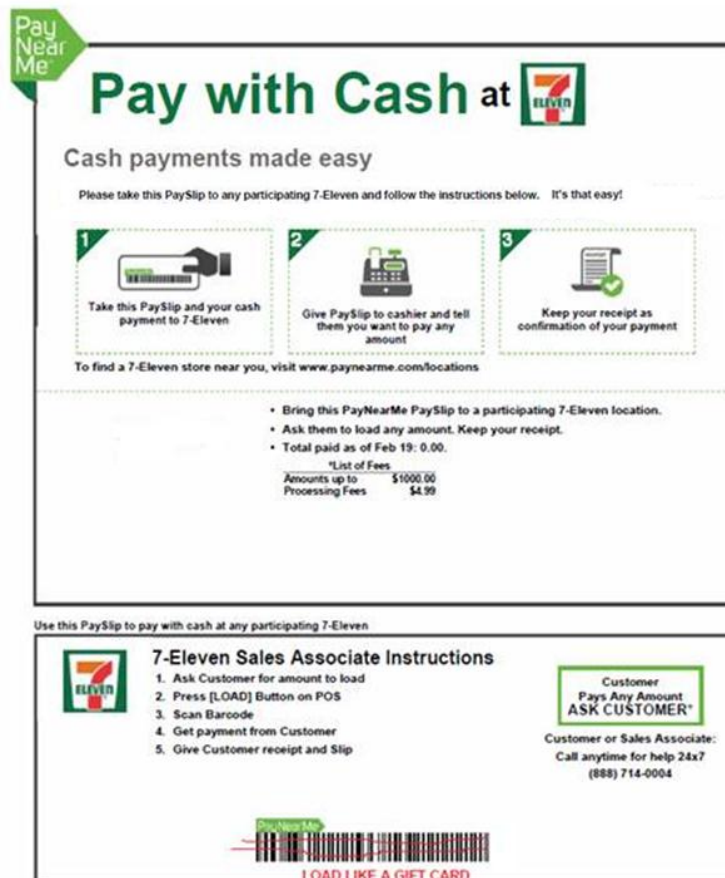
Promo Code

A blue arrow points from the left towards the "In-Person Bank Deposit" option in the Deposits column.

You will then choose whether to print out the barcode on your home computer or have the barcode sent to your mobile device. If you are unsure of where a 7-Eleven is located you can select find a store and enter your zip code and it will give you locations in the area.



If you choose the print option you will then be prompted to print out a PayNearMe slip as shown below. You will then go to your local 7-Eleven, tell the clerk the amount you want to LOAD, have the clerk scan the barcode and give them the amount of CASH you want deposited into your wagering account. There will be a processing fee of \$4.99 which will be deducted at the time of payment. The clerk will give you the barcode back for future use and a receipt. The funds are available immediately.



If you choose the Mobile option you will be prompted to enter your mobile number or email address.

PayNearMe Help Español

Pay with cash on your mobile phone

Please enter a phone number or email address where we can send instructions to complete your payment:

or

Send to Phone Cancel

©2013 PayNearMe, Inc. About PayNearMe Terms of Use Privacy Policy

Click send to phone and PayNearMe will send you a text message with a link. Click on the link and it will prompt you to take your phone to your local 7-Eleven store. Once at the store you will click on At Cashier, tell the clerk the amount you want to LOAD, have the clerk scan the barcode and give them the amount of CASH you want deposited into your wagering account. There will be a processing fee of \$4.99 which will be deducted at the time of payment.

PayNearMe Help Español

Go Pay With Your Mobile Phone

We texted the instructions to (555) 555-5555

Follow these instructions on your cell phone to complete the payment to your account

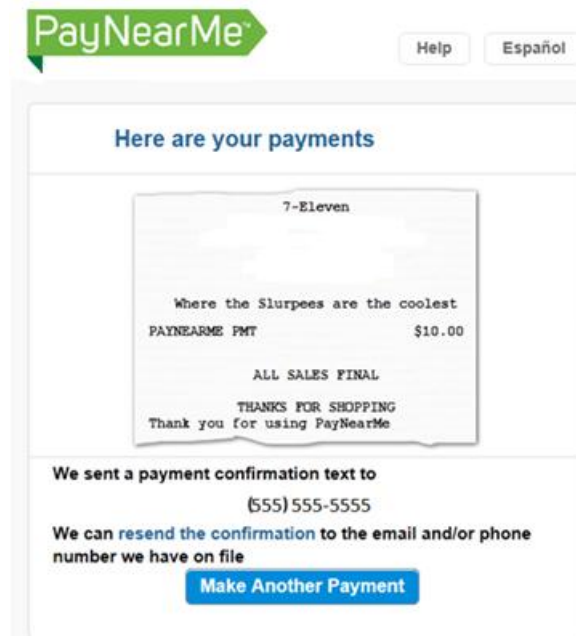
□

Find a Store

©2013 PayNearMe, Inc. About PayNearMe Terms of Use Privacy Policy



The 7-Eleven clerk will give you a receipt after each PayNearMe transaction and you will also be able to view your receipts online.



Keep in mind that each PayNearMe barcode is associated with a specific account. If you use PayNearMe to fund with multiple companies you will need to make sure to have the correct barcode when putting funds towards it.

At this time PayNearMe is available in **New York, New Jersey, Connecticut, California, Oregon & Virginia**. PayNearMe is working on getting approval in more states, we will update as each state is approved.